

Clarity (Lite) Trial Mode

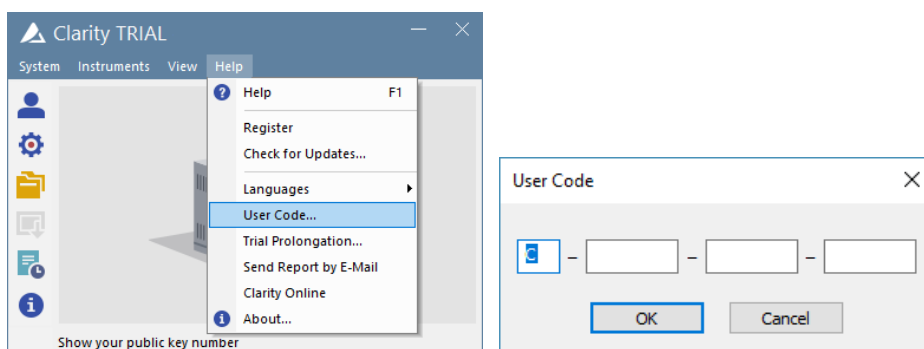
This software is delivered in a Trial mode (without a user code). Please leave the user code field empty during the Clarity installation. The hardware key must be inserted in the computer. The **TRIAL** mode can be recognized by the **TRIAL** inscription in the header of the main **Clarity** window.

The **TRIAL** mode enables a user to work in the **Clarity** station with full functionality for the duration of 30 days or 100 runs of the **Clarity**, whatever occurs first.

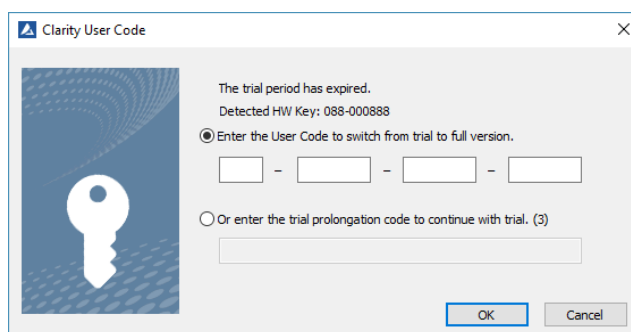
Switching Clarity (Lite) Trial to fully-functional mode

If you purchased Clarity (Lite), you received also the User Code. There are two situations when you can enter the User Code:

1. Whenever during the Trial period it is possible to enter the User Code using the *Help – User Code* menu command.



2. After the Trial mode period has expired, the station will end of function and you have to enter the **User Code** in a special dialog displayed each time you try to start Clarity (Lite).



Switching Clarity (Lite) to Trial mode: Hardware key replacement

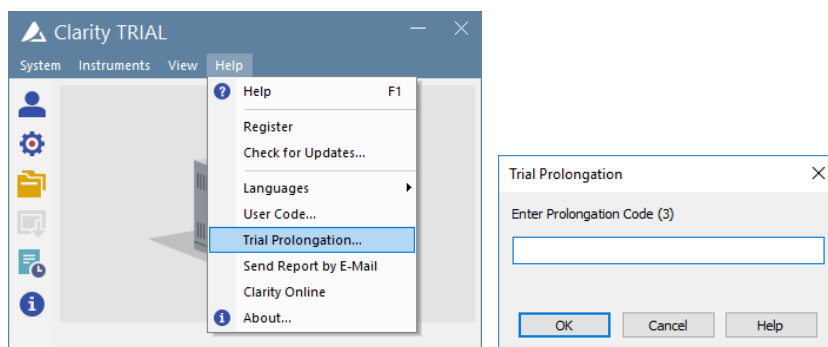
If you have received a new hardware key for a station already installed and you have already entered the User Code in **Clarity (Lite)**, please delete the *Clarity.sno* file from the **Clarity (Lite)** installation directory and restart the application. It is important to do that before you connect the new key to the computer, otherwise the Trial mode will be blocked after the first launch of Clarity and Wrong User Code error message will appear. Simple deleting of **Clarity (Lite)**'s user code from the **User Code** dialog will not help in such case.

Prolonging the trial period

If you need to prolong the trial period on your **Clarity (Lite)** station after it has expired, you can contact us for a prolongation code at support@dataapex.com. After receiving the code, take the following steps:

Verify that you have **Clarity (Lite)** version 6.0 or above installed. If that is not the case, please download the latest version from our website at www.dataapex.com, install it and restart the station.

1. In case the application is still in the Trial period, use the *Help – Trial Prolongation...* menu command to open the **Trial Prolongation** dialog. Fill in the Prolongation Code sent to you by DataApex.



2. In case the Trial period has expired, each time you try to start the Clarity (Lite) station, the **Clarity User Code** dialog is displayed. Fill in the Prolongation Code sent to you by DataApex.

