


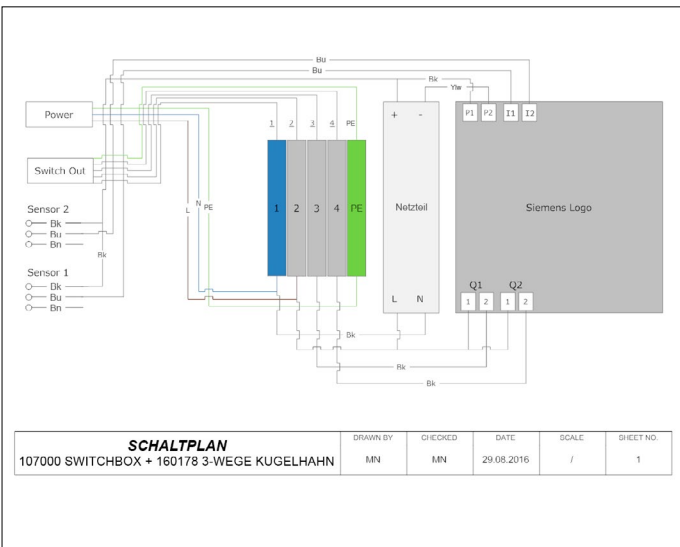

# SymLine<sup>®</sup> Chemical Waste Systems SWITCHBOX



SymLine<sup>®</sup> ist eine Marke der S.C.A.T. Europe GmbH  
SymLine<sup>®</sup> is a brand of S.C.A.T. Europe GmbH

**Die Installation ist nur von fachkundigem Personal vorzunehmen!**

**The installation has to be set up by qualified personnel only!**

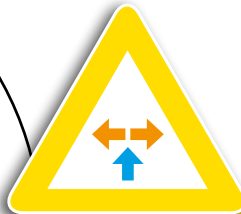
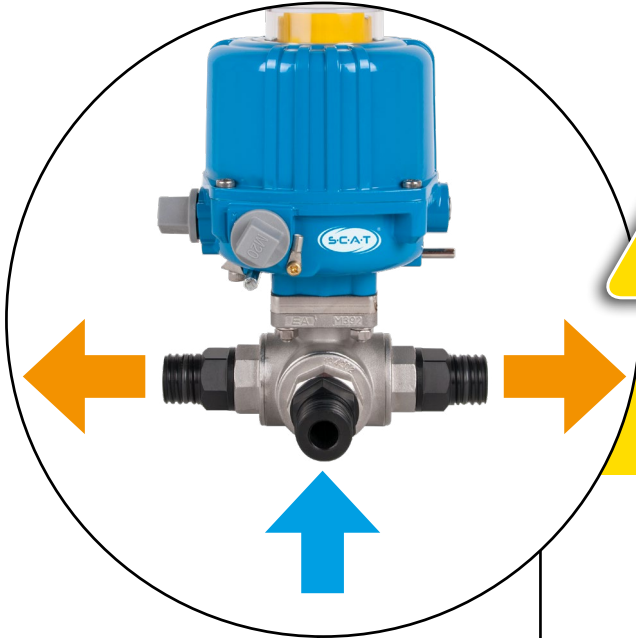




SymLine<sup>®</sup> ist eine Marke der S.C.A.T. Europe GmbH  
SymLine<sup>®</sup> is a brand of S.C.A.T. Europe GmbH

**Die Installation ist nur von fachkundigem Personal vorzunehmen!**

**The installation has to be set up by qualified personnel only!**



**Flussrichtung beachten!**  
**Ensure the correct direction of flow!**

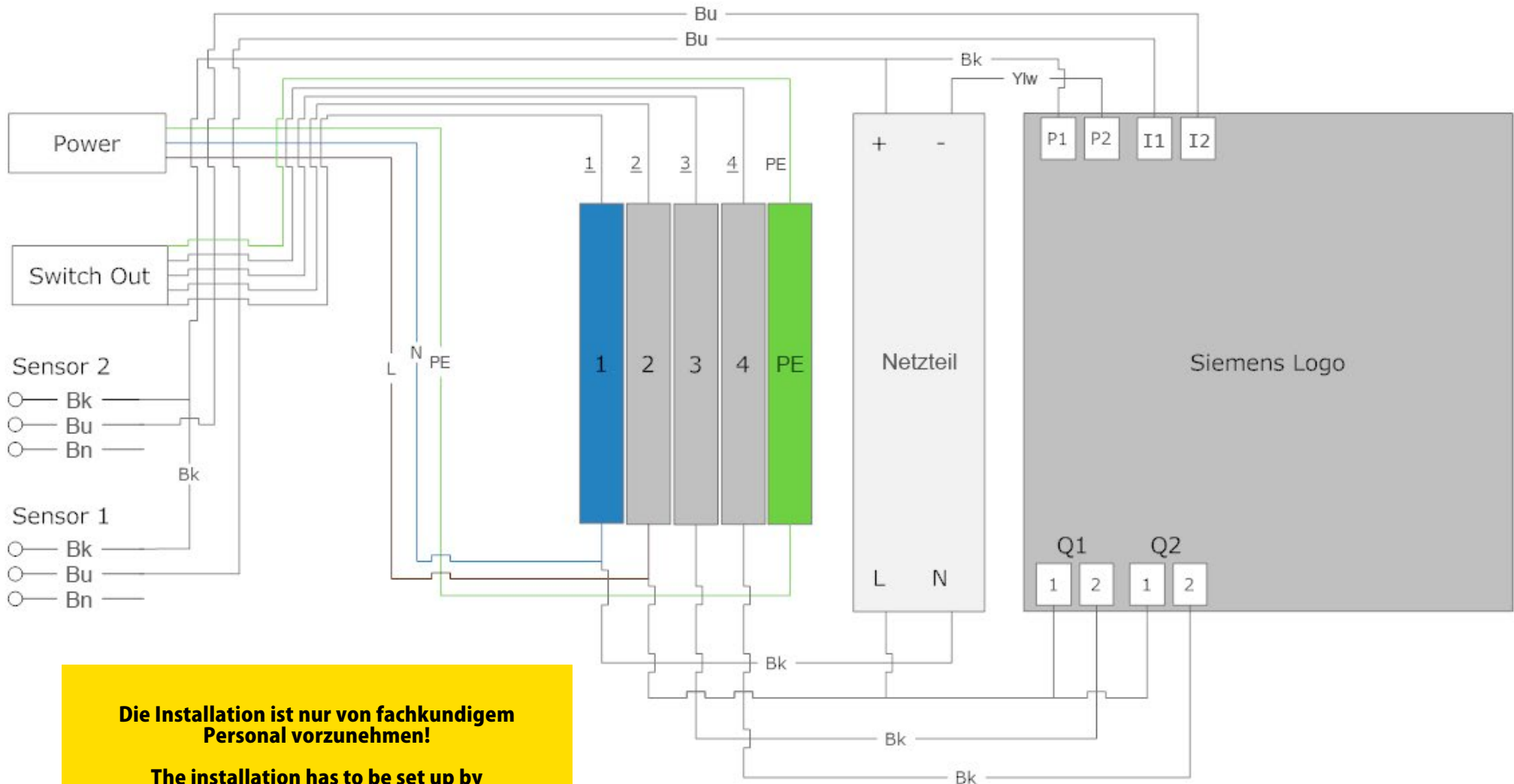


**Achten Sie bei der Installation auf ein konstantes Gefälle aller Schläuche in Flussrichtung.**

**Make sure that the installed tubes are constantly inclining downwards to the direction of flow.**



<https://scat-europe.com/symline/downloads/anleitungen/>  
<https://scat-europe.com/en/symline/downloads/manuals/>



**Die Installation ist nur von fachkundigem Personal vorzunehmen!**

**The installation has to be set up by qualified personnel only!**

| <b>SCHALTPLAN</b>                          | DRAWN BY | CHECKED | DATE       | SCALE | SHEET NO. |
|--|----------|---------|------------|-------|-----------|
| 107000 SWITCHBOX + 160178 3-WEGE KUGELHAHN | MN       | MN      | 29.08.2016 | /     | 1         |