

Impurity Evaluation of Gelatin Using Atomic Absorption Spectrophotometer

Yujing Jiang

User Benefits

- ◆ Impurities in gelatin can be easily evaluated using an atomic absorption spectrophotometer (AA).
- ◆ Efficient measurement is possible by using the flame method (air-acetylene flame).
- ◆ High sensitivity data can be obtained from gelatin measurement using the AA-7800.

Introduction

Gelatin is used for gelification of solutions and to add viscosity. Therefore, it is widely used as a gelling agent, thickening agent, and stabilizer in various fields such as food and medicine, and its usage rate is increasing, especially in Japan.

The Japanese Pharmacopoeia specifies evaluation methods for strength, identification, purity, and conductivity of gelatin. This article describes purity tests on gelatin using the flame method of atomic absorption spectrophotometer, and the effectiveness of this method is discussed.

Pretreatment of Measurement Samples

Commercially available gelatin was used for the samples. The flow chart of sample pretreatment is shown in Fig. 1.

Japanese Pharmacopoeia states that 5 g is processed to a content of 100 g. Here, half this quantity of sample was pretreated.

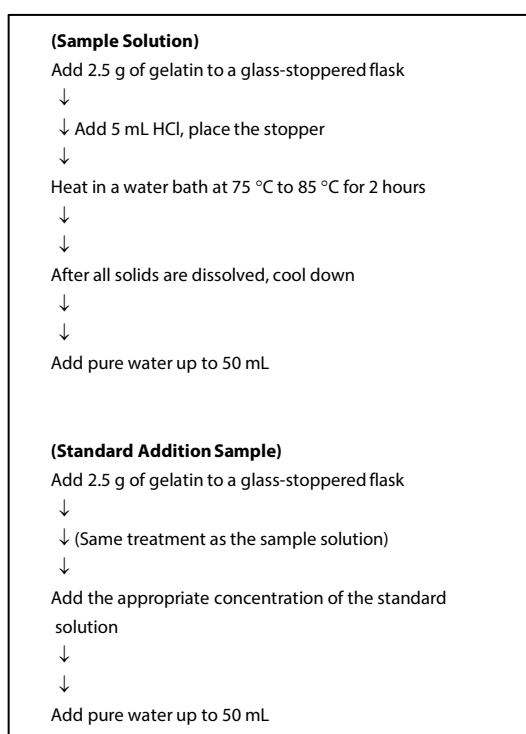


Fig. 1 Flow Chart of Sample Pretreatment

Measurement Conditions

The Shimadzu Atomic Absorption Spectrophotometer AA-7800F was used. The main conditions for the spectrometer and atomization are shown in Table 1.

Measurements were performed by the standard addition method.

Table 1 Measurement Conditions

Elements	Cr	Fe	Zn
Analysis Wavelength	357.9 nm	248.3 nm	213.9 nm
Slit Width	0.7 nm	0.2 nm	0.7 nm
Lighting Mode	BGC-D2		
Lamp Current	10 mA	12 mA	8 mA
Height of Burner	9 mm	9 mm	7 mm
Type of Flame	Air-C ₂ H ₂		
C ₂ H ₂ Flow Rate	2.8 L/min	2.2 L/min	2.0 L/min
Integration Time	3 seconds		
Repetition	3 times		

Measurement Results

The calibration curves for Cr, Fe and Zn obtained by the standard addition method are shown in Tables 2 to 4. The concentration of the standard addition solution was adjusted according to the device sensitivity. Each calibration curve is shown in Figs. 2 to 4. All the elements showed good linearity.

Table 5 shows the measurement results and the limit of quantification (LOQ) by the standard addition method. All the measured elements in the samples were below the upper limit (Cr: 10 ppm, Fe, Zn: 30 ppm, converted to concentration in solid). The LOQ was calculated from the value of 10σ calculated from the standard deviation (SD) obtained from 10 times repeated measurements of non-addition samples. Furthermore, the LOQ in solids is expressed in terms of the actual sample from the LOQ in solution.

Table 2 Measurement Result for Standard Addition Sample of Cr

Concentration Added (ppm)	Absorption (Abs)	%RSD (n = 3)	SD (n = 3)
0	0.0012	9.90	0.0001
0.25	0.0254	1.20	0.0003
0.5	0.0493	1.72	0.0009
1	0.0971	0.63	0.0006

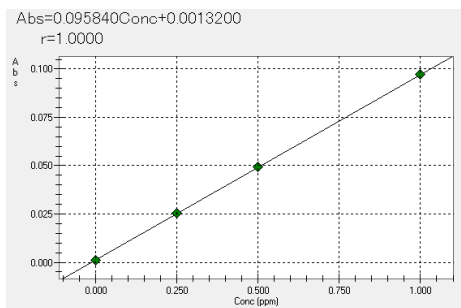


Fig. 2 Calibration Curve of Cr

Table 3 Measurement Result of Standard Addition Sample of Fe

Concentration Added (ppm)	Absorption (Abs)	%RSD (n = 3)	SD (n = 3)
0	0.0488	0.83	0.0004
0.25	0.0745	1.36	0.0010
0.5	0.1054	0.40	0.0004
1.5	0.2079	0.60	0.0012



Fig. 3 Calibration Curve of Fe

Table 4 Measurement Result of Standard Addition Sample of Zn

Concentration Added (ppm)	Absorption (Abs)	%RSD (n = 3)	SD (n = 3)
0	0.0466	0.54	0.0003
0.1	0.1016	0.43	0.0004
0.25	0.1814	0.17	0.0003
0.5	0.3333	0.24	0.0008

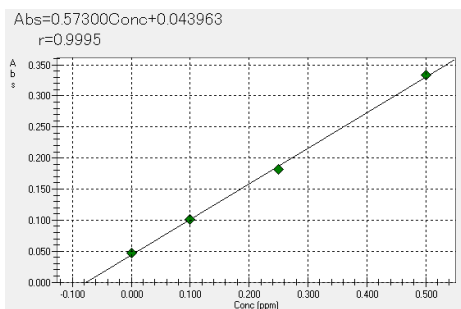


Fig. 4 Calibration Curve of Zn

Table 5 Measurement Results of Samples

	Cr	Fe	Zn
Measured Conc. in Solution (ppm)	N.D.*	0.47	0.077
Conc. in Solid Gelatin (ppm)	N.D.	9.3	1.5
LOQ in Solid (ppm)	0.3	2	0.3
Upper Limit (ppm)	10	30	30

* Under LOQ

Conclusion


The impurity levels of gelatin can be evaluated with AA by simple pretreatment to analyze trace amounts of Cr, Fe and Zn at several ppm levels. In addition, by using the flame method, the measurement time is shorter, and the work is more efficient. In addition, data can be obtained with high sensitivity in measurements with reference to Japanese Pharmacopoeia.

The AA-7800 series is an atomic absorption spectrophotometer that can be used safely and securely thanks to advanced safety technologies such as automatic fire extinguishing with a vibration sensor, automatic gas leak inspection, and acetylene regulator failure detection.

The AA-7800 series can also be upgraded with additional units, allowing the system to evolve based on what is being analyzed.



Flame Model AA-7800F



AA-7800F Dual Atomizer System

Reference

- 1) Japanese Pharmacopoeia 18th Edition (the Ministry of Health, Labour and Welfare Notification No. 220 of June 7, 2021)