

Application News

High Performance Liquid Chromatograph
Software for Efficient Method Development

Achieving Solvent Reduction and Lower Running Costs with Nexera™ X4

Shinichi Fujisaki

User Benefits

- ◆ Using narrow-bore columns enables a substantial reduction in solvent consumption.
- ◆ Nexera X4 features a low-dispersion design with minimized internal volume, enabling sharp peak shapes even when using narrow-bore columns.
- ◆ Using LabSolutions™ MD enables a more efficient workflow for developing and optimizing separation conditions.

Introduction

In recent years, there has been growing interest in sustainability within analytical laboratories. In liquid chromatography, the large volumes of organic solvents used as mobile phases present challenges from both environmental and cost perspectives. One approach to reducing solvent consumption is to downscale analyses by using small-diameter columns. Such solvent-saving strategies not only contribute substantially to lowering running costs, but also reduce the amount of waste solvent, enabling more environmentally conscious laboratory operations. However, analytical downscaling requires effective suppression of band broadening within flow channels and highly accurate low-volume injections. Nexera X4 (Fig. 1) delivers exceptional instrument performance that meets these demands and provides stable analytical results even when small-diameter columns are used. This article presents a case study in which analysis was downscaled and solvent consumption was significantly reduced by combining Nexera X4 with a 1-mm-ID column (Shim-pack™ NovaCore C18-HB). In addition, the optimization of separation conditions was streamlined by using LabSolutions MD, a dedicated software for supporting method development.



Fig. 1 Nexera™ X4

Analytical Conditions and Target Compounds

The analytical conditions and target compounds are summarized in Table 1. In this study, a mixed standard containing eight small-molecule pharmaceuticals was used as a model sample. Separation conditions for this sample were optimized using a 1-mm-ID column.

Table 1 Analytical Conditions and Target Compounds

System : Nexera X4	
Sample : (A) Antipyrine, (B) Benzoic acid, (C) Salicylic acid, (D) Hydrocortisone, (E) Furosemide, (F) Naproxen, (G) Probenecid, (H) Diclofenac	
Mobile phase	
Pump A :	0.1% formic acid in water
Pump B :	Acetonitrile
Column : Shim-pack NovaCore C18-HB [†] (50 mm × 1.0 mm I.D., 1.7 μm)	
Analytical conditions	
B Conc.	: 5%(0 min)→70%(X ^{*2} min)→5%(X~X+5 min)
Column Temp.	: 30, 40, 50 °C
Flow rate	: 0.1 mL/min
Mixer	: Micro mixer
Sample loop Vol.	: 15 μL
Injection Vol.	: 0.3 μL
Detection	: 254 nm (SPD-M40 X4, STD cell)

*1 : P/N 227-32901-01

*2 : X (Gradient time)= 2, 3, 4

Enhancing the Efficiency of Separation Optimization with LabSolutions MD

Fig. 2 shows the chromatogram obtained under the analytical conditions listed in Table 1 (gradient time: 2 min, column oven temperature: 40 °C). Compounds (C) and (D) co-eluted (red circle in Fig. 2), indicating that optimization of the separation is required. LabSolutions MD enables anyone to perform rapid and error-free exploration of separation conditions by automatically generating analysis schedules under comprehensive combinations of parameters (steps (1)–(4) in Fig. 3). For example, when varying the gradient time (red box in Fig. 3), an entered center value of 3 min is adjusted by one step above and below the center at 1-min increments, resulting in automatically generated schedules of 2, 3, and 4 min. In this study, nine analytical schedules (Fig. 4) were automatically generated by varying the gradient time (2, 3, 4 min; three patterns) and column oven temperature (30, 40, 50 °C; three patterns), enabling comprehensive evaluation of the separation.

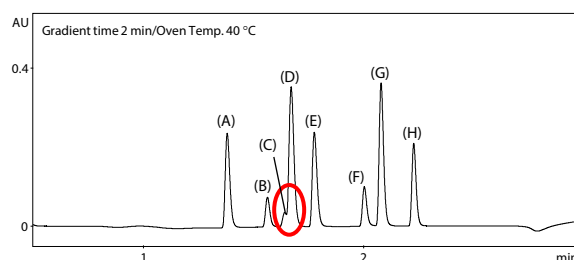


Fig. 2 Chromatogram Obtained Using the 1-mm-ID Column (Before separation optimization) (Peak labels correspond to those in Table 1)

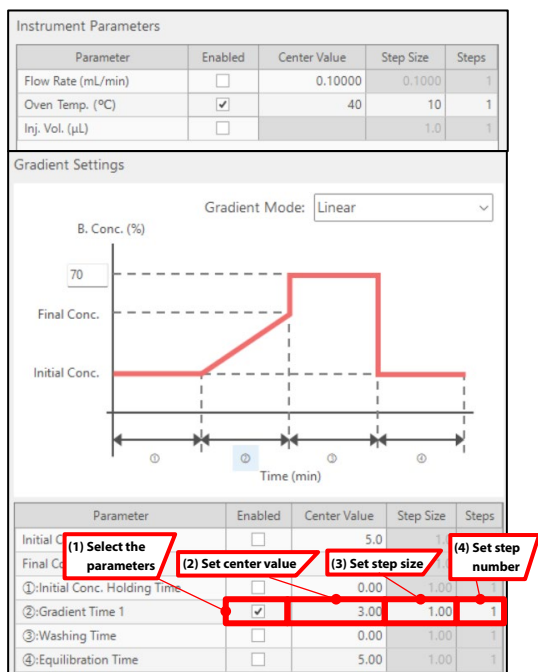


Fig. 3 Analysis Schedule Creation Screen



Fig. 4 Automatic Generation of Analysis Schedule

Fig. 5 shows the chromatograms obtained by comprehensively varying the gradient time and column oven temperature. A longer gradient time tended to improve the separation between peaks, while higher column oven temperatures resulted in earlier elution of the compounds and a shorter overall analysis time. Considering both the resolution between compounds and the need to minimize analysis time, the condition of a 3-min gradient and a column oven temperature of 50 °C ((8) in Fig. 5) was selected as the optimal separation condition. Fig. 6 shows the chromatogram obtained under the optimal conditions.

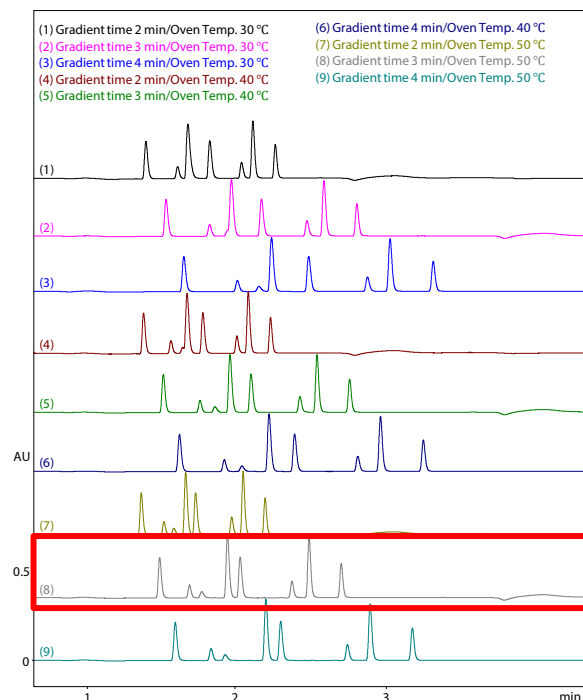


Fig. 5 Chromatograms Obtained by Varying the Gradient Time and Column Oven Temperature

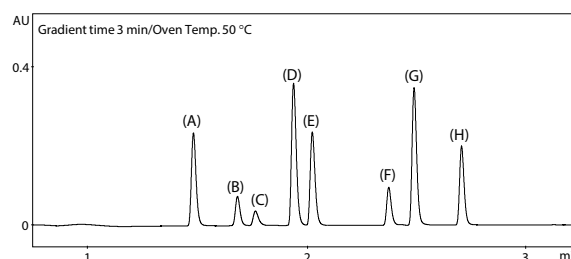


Fig. 6 Chromatogram Under the Optimal Separation Conditions: (8) in Fig. 5 (Peak labels correspond to those in Table 1)

■ Reduction of Solvent Consumption Using a 1-mm Column

Fig. 7 compares solvent consumption for column inner diameters of 1.0, 2.1, and 3.0 mm. Switching from a 3-mm column to a 1-mm column reduces solvent consumption by approximately 9-fold, while switching from a 2.1-mm column to a 1-mm column achieves a reduction of about 4.5-fold. These reductions not only help lower running costs but also contribute to reducing environmental impact by decreasing the volume of waste solvent.

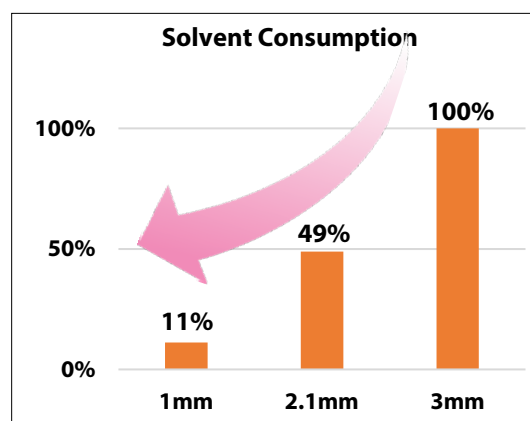


Fig. 7 Comparison of Column Inner Diameter and Solvent Consumption (Linear velocity kept constant across column IDs) (Using the 3 mm column's solvent consumption as 100% for comparison)

■ Maximizing the Performance of 1-mm-ID Columns with Nexera X4

When using 1-mm-ID columns, minimizing extra-column dispersion caused by system flow channel is essential for maximizing the inherent performance of the column. Fig. 8 compares chromatograms obtained with Nexera X4 and a typical UHPLC system using a 1-mm-ID column. While Nexera X4 provides sharp peak shapes, the typical UHPLC system shows broader peaks due to the influence of extra-column dispersion. With its low-dispersion design and minimized internal volume, Nexera X4 enables full performance of small-diameter columns.

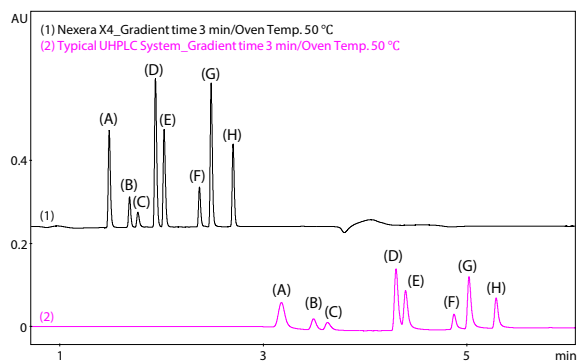


Fig. 8 Comparison of Chromatograms Under the Optimal Conditions
(1) Nexera X4, (2) Typical UHPLC System
(Peak labels correspond to those in Table 1)

■ Conclusion

This article introduced an approach for reducing solvent consumption by using small-diameter columns. Reducing solvent usage not only lowers running costs but also contributes to reducing environmental impact by decreasing the amount of waste solvent. Although suppressing dispersion within the flow path is essential when scaling down an analysis, Nexera X4 maximizes the performance of small-diameter columns through its low-dispersion design. Furthermore, when combined with the method-development support software LabSolutions MD, it also streamlines the exploration of optimal separation conditions.

Nexera, LabSolutions and Shim-pack are trademarks of Shimadzu Corporation or its affiliated companies in Japan and/or other countries.



Shimadzu Corporation

www.shimadzu.com/an/

For Research Use Only. Not for use in diagnostic procedures.

This publication may contain references to products that are not available in your country. Please contact us to check the availability of these products in your country.

The content of this publication shall not be reproduced, altered or sold for any commercial purpose without the written approval of Shimadzu. See <http://www.shimadzu.com/about/trademarks/index.html> for details.

Third party trademarks and trade names may be used in this publication to refer to either the entities or their products/services, whether or not they are used with trademark symbol "TM" or "®".

Shimadzu disclaims any proprietary interest in trademarks and trade names other than its own.

The information contained herein is provided to you "as is" without warranty of any kind including without limitation warranties as to its accuracy or completeness. Shimadzu does not assume any responsibility or liability for any damage, whether direct or indirect, relating to the use of this publication. This publication is based upon the information available to Shimadzu on or before the date of publication, and subject to change without notice.

01-01174-EN

First Edition: Jun. 2026

› Please fill out the survey

Related Products

Some products may be updated to newer models.



› Nexera X4 Ultra
High-Performance
Liquid Chromatograph
Ultra High-Performance Liquid
Chromatograph

Related Solutions

› Pharmaceutical and
Biopharmaceutical

› Small Molecule
Pharmaceutical

› Price Inquiry

› Product Inquiry

› Technical Service /
Support Inquiry

› Other Inquiry

› Please fill out the survey

Related Products

Some products may be updated to newer models.



› Nexera X4 Ultra
High-Performance
Liquid Chromatograph
Ultra High-Performance Liquid
Chromatograph



› Method
Development System
Automatic Optimization of Gradient
Conditions with...



› Shim-pack
NovaCore
Organic Silica Hybrid Core-Shell
Column

Related Solutions

› Pharmaceutical and
Biopharmaceutical

› Small Molecule
Pharmaceutical

› Price Inquiry

› Product Inquiry

› Technical Service /
Support Inquiry

› Other Inquiry